

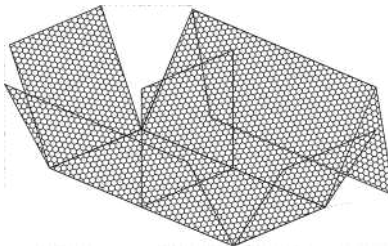
Installation process of Woven Gabions



Prepare Materials

1

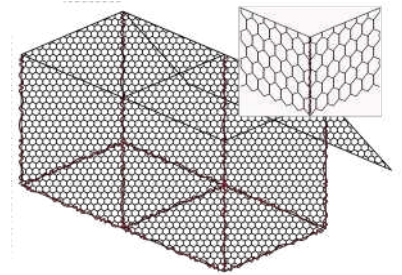
Prepare all needed gabion panels and lacing wires.



Erect Each Section Up

2


Erect front, back and all diaphragms vertically.



Fasten with lacing wire

3


Fasten and secure each panels together with lacing wires.



Fill Gabions with stones

4


Gabion box is filled with stones by hand or with a shovel.



Cover lid with lacing wire

5

When gabions are filled with stones, cover the lids with lacing wire.



Continue construction

6

Combine gabion mattress and gabion boxes step by step to build your projects.