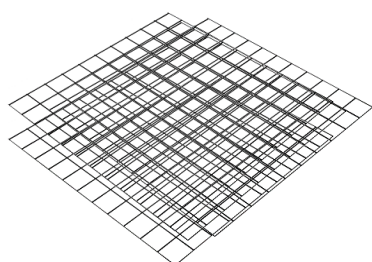


Assembly Guide

The gabion planters are one of most important landscaping gabions for strong yet stylish boarder for a flower or plant bed, so it is also called, stone basket planters, steel flower baskets or even gabion raised garden bed.

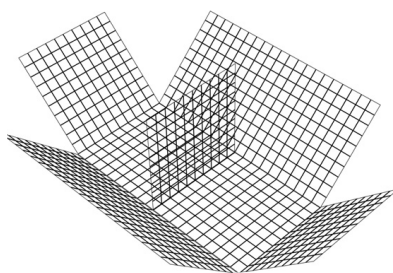
More and more people want to decorate their garden, courtyard and even office building with gabions and various shapes and colors stones.



Unpack welded mesh panels

1

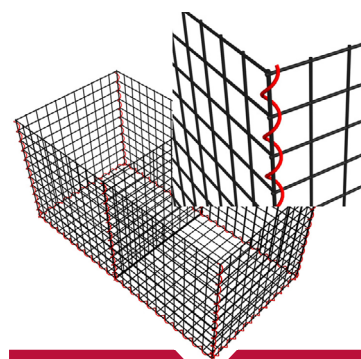
Unpack the welded mesh panels.



Put panels into places

2


Put each section on the suitable place.



Secure panels with spiral binders

3

Secure panels with spiral binders.



Install the inner layer welded mesh panels

4

Install the inner layer of welded mesh panels.



Fill gabion planter with stones

5

Fill with stones or rocks.



Raise plants or flowers in the gabion planter

6

Raise flowers or plants you favorite into the gabion planters.